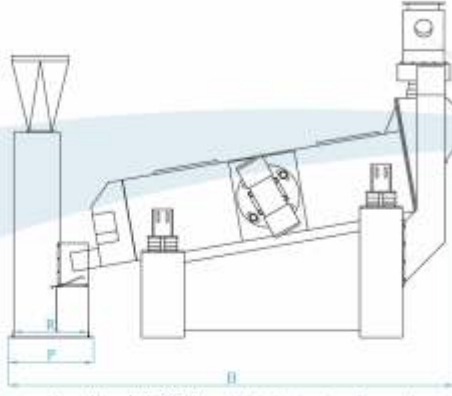




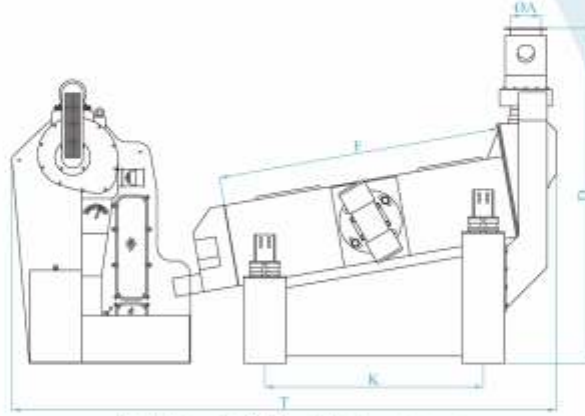
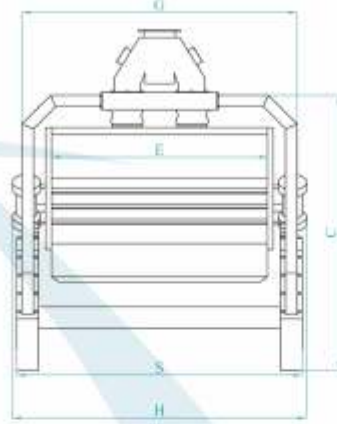
ÇÖP SASÖRÜ
VIBRO SEPERATOR

Çöp Sasörü / Vibro Seperator

Teknik Bilgiler ve Montaj Ölçüleri Dimensions & Technical Data



Hava Kanalı ile Birlikte / With Aspiration Channel



Radyal Tarar ile Birlikte / With Closed Aspirator

Ölçüler / Dimensions (mm)

MODEL TYPE	ø A	B	C	D	E	F	G	H	K	P	R	S	T
GD-CS-100x150	120	2470	1460	1760	1000	1500	1455	1590	1240	525	445	1455	3270
GD-CS-100x200	140	2980	1460	1760	1000	2000	1455	1590	1740	525	445	1455	3770
GD-CS-100x200	220	3150	1910	2360	1500	2000	1910	2010	1540	600	525	1980	3850

Teknik Bilgiler / Technical Data

MODEL TYPE	Hava İhtiyacı Air Volume (m ³ /min)		Elek Ölçüleri Screens (cm)		Yatık Siklon Seperator cyclone	Kapasite Capacity (t/h)		Ağırlık Weight kg	
	Posta Elevator	Temizleme Cleaning	Eni Width	Boyu Length	Çap / Diameter ø mm	Posta Elevator	Temizleme Cleaning	Net	Brüt Gross
GD-CS 100x150	60	40	100	150	300	15	8	540	740
GD-CS 100x200	80	50	100	200	350	25	15	550	800
GD-CS 100x200	100	70	150	200	400	65	25	750	875